



# CoCoRaHS Collections

## “Because Every Drop Counts”

The Ohio Newsletter

2020-2021

### Coordinator Spotlight

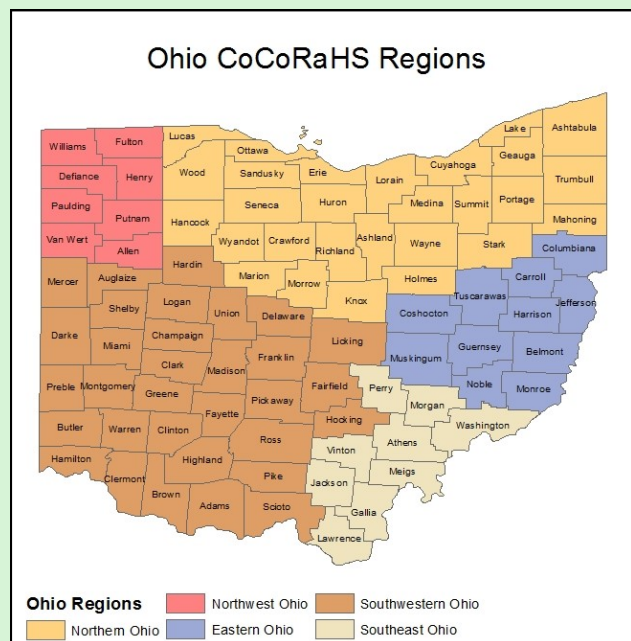
Do you have a question or is there some aspect of CoCoRaHS that you would like to discuss? Please feel free to contact your regional or state coordinator. Here is some additional information on the state and regional coordinators.

#### State Coordinators for Ohio

**Jeffrey C. Rogers** is professor emeritus with the Geography Department and the Atmospheric Science Program at Ohio State University in Columbus where he still teaches weather forecasting courses in retirement. Jeff is the former state climatologist for Ohio and has long been an avid amateur astronomer.

**Ashley Novak** is originally from the Dayton Ohio area and currently works at the National Weather Service (NWS) in Wilmington, Ohio as a forecaster. Prior to Wilmington, Ashley worked at the NWS in Indianapolis. She first became involved in the CoCoRaHS program as a state Coordinator for Indiana. She is now involved with CoCoRaHS as a state Coordinator for Ohio and as a CoCoRaHS observer.

#### Regional Coordinators for Ohio




**John Darnley** (eastern) is at the NWS Office in Pittsburgh. John began working with CoCoRaHS during the winter of 2003 while working for the NWS in Goodland, Kansas. He left Goodland for a short assignment in the Nation’s Capital. He has happily returned to his roots in Western Pennsylvania. John has enjoyed observing the weather for as long as he can remember. He believes

that the best forecasts are derived from accurate observations...you can’t have the one without the other. Before joining the NWS, John worked as a civilian meteorologist with the Department of Defense for ten years. (Continued on page 2)

Inside This Issue:	Page
Coordinator Spotlight Cont.	2
Awards	2-3
Helpful Links	4
Other Reports	4

A special thank you to those listed below for contributing to this newsletter!

CoCoRaHS  
Website/Coordinators



If you have any questions on any topic in this newsletter please contact:  
[Ashley.Novak@noaa.gov](mailto:Ashley.Novak@noaa.gov)



In addition if there is a topic that you would like to hear about in a future newsletter please contact:  
[Ashley.Novak@noaa.gov](mailto:Ashley.Novak@noaa.gov)

## Coordinator Spotlight (Continued from page 1)

**Raelene Campbell** (northern) is a forecaster at the NWS in Cleveland, OH. As a Cleveland native, she has been very fortunate to return and work in her hometown's NWS office. Raelene is a huge baseball/softball fan and going to/watching Indians games is a long time summer tradition of hers. She also loves traveling and would love to visit every MLB Stadium and all the National Parks some day. Outside of traveling and sports, dogs (and animals in general) have a special place in her heart. She has volunteered at animal shelters and actually adopted her current dog, Sally, from a rescue.

**Zach Sefcovic** (northern) is a meteorologist at the NWS office in Cleveland, Ohio. In his spare time, Zach enjoys traveling and sports. During the summer, he is often found on the corner of Carnegie and Ontario in Cleveland cheering on the Cleveland Indians as a season ticket holder.

**Kyle Brown** (northwest) works at the NWS Northern Indiana Office in Syracuse, Indiana.

**Gabe Wawrin** (southeast) is a meteorologist at the NWS office in Charleston, West Virginia. Gabe's interest in meteorology began at an early age after severe weather and winter storms got him interested in weather. Gabe enjoys all aspects of weather, with his favorite aspect being winter weather, specifically lake effect snow. Outside of weather, Gabe enjoys hiking with his dog and exploring new areas. Originally from Ohio, Gabe is beyond thrilled to be a regional Coordinator for the state of Ohio and looks forward to serving the Southeast Ohio Region.

**James Gibson** (southwest) is the Observation Program Leader at the NWS office in Wilmington, OH. Born in central California but a graduate of Key West High School, FL, he entered the US Air Force at seventeen and spent 24 years as a weather observer and forecaster before retiring in 2013 at Fort Knox, KY. James joined the NWS shortly after and started his second career in Cold Bay, AK, before joining the Wilmington office in February 2015.

Complete bios and contact information can be found here. In addition, if you are new to CoCoRaHS there is a lot of helpful information as well to get you started:

[https://www.cocorahs.org/welcome.aspx?state=oh#state\\_team](https://www.cocorahs.org/welcome.aspx?state=oh#state_team)

### Golden Raindrop Award 3000 Daily Precipitation Reports



Congratulations to our new Golden Raindrop Award members! These individuals have reported over 3000 daily precipitation reports.

Award certificates will be sent out via email soon.

OH-ER-5

OH-HM-17

OH-SC-4

### Silver Snowflake Award 2000 Daily Precipitation Reports

Congratulations to our new Silver Snowflake Award members! These individuals have reported over 2000 daily precipitation reports.

Award certificates will be sent out via email soon.

OH-AZ-1

OH-ER-13


OH-HM-3

OH-HY-9

OH-MY-9

OH-PT-17

## Bronze Observer Award 1000 Daily Precipitation Reports



Congratulations to our new Bronze Observer Award members! These individuals have reported over 1000 daily precipitation reports. Award certificates will be sent out via email soon.

OH-BT-22

OH-CW-6

OH-CY-48

OH-WD-23

### 500 Club!

Congratulations to our newest 500 Club member! This observer has submitted at least 500 daily precipitation reports since becoming a CoCoRaHS observer. We look forward to adding onto this list with the next newsletter. Way to go!

OH-GR-20



## Winter 2020-2021 Honor Roll

**From December 1, 2020 through February 28, 2021, these Ohio stations reported everyday. Here are those stations who get a thumbs up for their dedication!**

Not listed below, but thought you reported everyday? You can check your reports. There are multiple ways to do this. You can go into your account and click on list/edit my daily precipitation reports. This will show your reports everyday. You can also go into 'view data' at the top of the page and click on 'station precipitation summary report.' Input your station and the period of interest. The missing days will be shown with dash marks. If there are additional questions e-mail [Ashley.Novak@noaa.gov](mailto:Ashley.Novak@noaa.gov).

OH-AD-5  
OH-AL-5  
OH-AL-8  
OH-AS-5  
OH-AS-6  
OH-AT-1  
OH-AT-5  
OH-BL-6  
OH-BT-22  
OH-BT-34  
OH-CB-8  
OH-CB-18  
OH-CM-7  
OH-CM-9  
OH-CM-18  
OH-CM-21  
OH-CN-10  
OH-CN-14  
OH-CN-15  
OH-CN-17  
OH-CW-1

OH-CY-14  
OH-CY-16  
OH-CY-21  
OH-CY-24  
OH-CY-39  
OH-CY-48  
OH-CY-53  
OH-CY-54  
OH-CY-58  
OH-DF-8  
OH-DL-10  
OH-DL-12  
OH-DL-13  
OH-DL-22  
OH-DR-1  
OH-DR-17  
OH-DR-18  
OH-ER-8  
OH-ER-11  
OH-ER-18  
OH-FF-24

OH-FF-26  
OH-FF-29  
OH-FL-16  
OH-FR-2  
OH-FR-8  
OH-FR-34  
OH-FR-83  
OH-FR-84  
OH-FR-87  
OH-FY-7  
OH-FY-8  
OH-GG-7  
OH-GR-20  
OH-GR-26  
OH-HD-14  
OH-HM-17  
OH-HM-24  
OH-HM-31  
OH-HM-37  
OH-HM-55  
OH-HM-56

OH-HY-5  
OH-HY-7  
OH-HY-9  
OH-JC-4  
OH-KN-4  
OH-LC-1  
OH-LC-26  
OH-LC-28  
OH-LK-9  
OH-LR-2  
OH-LS-22  
OH-LS-23  
OH-LS-34  
OH-MC-7  
OH-MD-1  
OH-MD-2  
OH-MD-10  
OH-MK-12  
OH-MK-13  
OH-MH-10  
OH-MH-11

OH-MM-1  
OH-MM-11  
OH-MY-5  
OH-MY-17  
OH-MY-18  
OH-MY-34  
OH-MY-39  
OH-PB-1  
OH-PK-1  
OH-PT-8  
OH-PT-17  
OH-RC-3  
OH-RC-7  
OH-RC-9  
OH-RS-8  
OH-SD-2  
OH-SH-11  
OH-SH-15  
OH-SH-20  
OH-SM-5  
OH-SM-39

OH-TR-4  
OH-UN-4  
OH-VN-3  
OH-WD-12  
OH-WD-14  
OH-WL-5  
OH-WR-10  
OH-WR-14  
OH-WR-34  
OH-WR-35  
OH-WR-36



## Newsletter

**CoCoRaHS Collections**  
**The Ohio CoCoRaHS Newsletter**

**E-mail:**  
**Ashley.Novak@noaa.gov**

**Because Every Drop Counts**

[www.cocorahs.org](http://www.cocorahs.org)



## Helpful Links for Ohio CoCoRaHS Observers

### Obtain replacement or extra equipment:

<https://weatheryourway.com/>

<https://www.cocorahs.org/Content.aspx?page=store>

### For information on Climate:

<https://climate.osu.edu/>

<https://www.cpc.ncep.noaa.gov/>

### For Current Forecasts and Severe Weather Warnings:

<https://www.weather.gov/>

### For river information:

<https://water.weather.gov/ahps/>

### For drought information:

<https://droughtreporter.unl.edu/map/>

<https://droughtmonitor.unl.edu/>



## Condition Monitoring Reports, Frost Reports, and More!

Did you know there is so much more than daily precipitation reports? If your report is more than a 24 hour period there is the multi-day accumulation form. If you have hail or significant weather you can report these real time when it is safe to do so. Condition monitoring reports are submitted on a regular (weekly, biweekly, monthly) basis to share information about the effects of local precipitation on the environment and society. By submitting reports on a regular basis, you create a baseline to see change through time, such as seasonal differences or changes caused by more or less precipitation. FROST reports are where you can enter a variety of information including about frost at your location, different optical phenomenon, snowflake information, and thunder. If you haven't had a chance to take a look at these reports you can click on them in the enter my new reports in your account.

### Enter My New Reports

- [Daily Precipitation](#)
- [Multi-Day Accumulation](#)
  
- [Hail](#)
- [Significant Weather](#)
- [Monthly Zeros](#)
- [Condition Monitoring Report](#)
- [Soil Moisture](#)
  
- **FROST Reports**
- [Frost](#)
- [Optics](#)
- [Snowflake](#)
- [Thunder](#)