



Hurricanes Helene and Milton

When I sent last month's newsletter, Hurricane Francine had just recently made landfall as a category 2 hurricane along the Gulf Coast. Since then, the Atlantic hurricane season ramped up in a big way with two devastating hurricanes.



Category 4 Hurricane Helene before it made landfall on September 26, 2024

On September 24, Tropical Storm Helene developed in the western Caribbean Sea, and then intensified quickly into a hurricane. By September 26, Helene had strengthened into a category 4 before making landfall in the Big Bend region of Florida. While Helene weakened in terms of winds once it made landfall, its devastation was far from over as the system stalled over Tennessee before it finally dissipated on September 29th. Helene caused catastrophic flooding in western North Carolina, eastern Tennessee, and southwest Virginia. At the time of this writing, at least 250 people have been killed with over 200 people still considered missing.


National Weather Service Nashville
500 Weather Station Road
Old Hickory, TN 37138

FOLLOW US

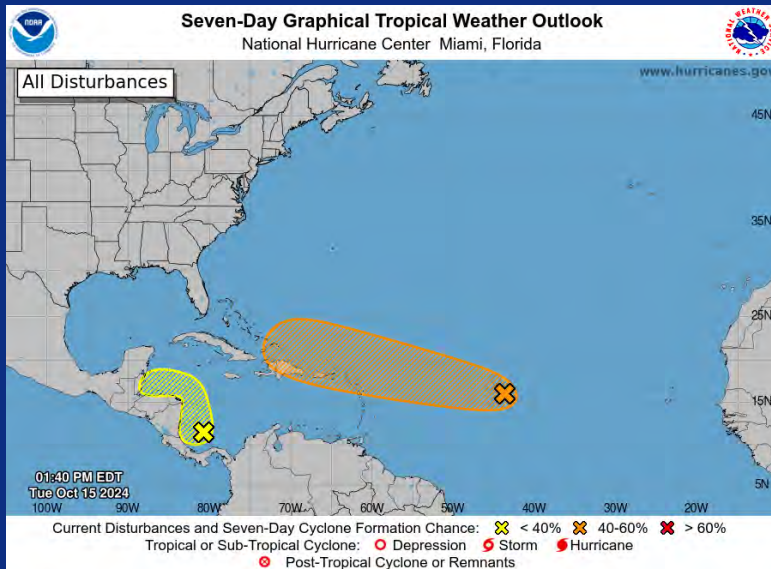


Less than two weeks after Helene, Milton formed in the western Caribbean Sea on October 5th. By October 6, Milton became a hurricane, and from here, underwent rapid intensification and became a category 5 hurricane during the morning of the 7th. While it weakened, Milton made landfall as a strong category 3 hurricane on the southwest coast of Florida near Siesta Key on October 9th.

With a pressure of 897 millibars at its peak intensity, Milton is the 5th strongest hurricane on record for the Atlantic. Milton is the strongest tropical cyclone worldwide in 2024 so far. At the time of this writing, at least 27 people have been killed by Hurricane Milton with at least 6 people still considered missing.



Category 5 Hurricane Milton on October 7, 2024



Hurricane season isn't over (unfortunately). The National Hurricane Center is tracking another disturbance over the Atlantic that has a 40-60% chance of becoming a tropical cyclone over the next 7 days (*image on the left*). The name Nadine is up next, and time will tell if this disturbance takes it. With five landfalling hurricanes in the United States so far this year, at least \$80 billion in damage has already occurred - making this the 4th costliest Atlantic hurricane season on record so far.

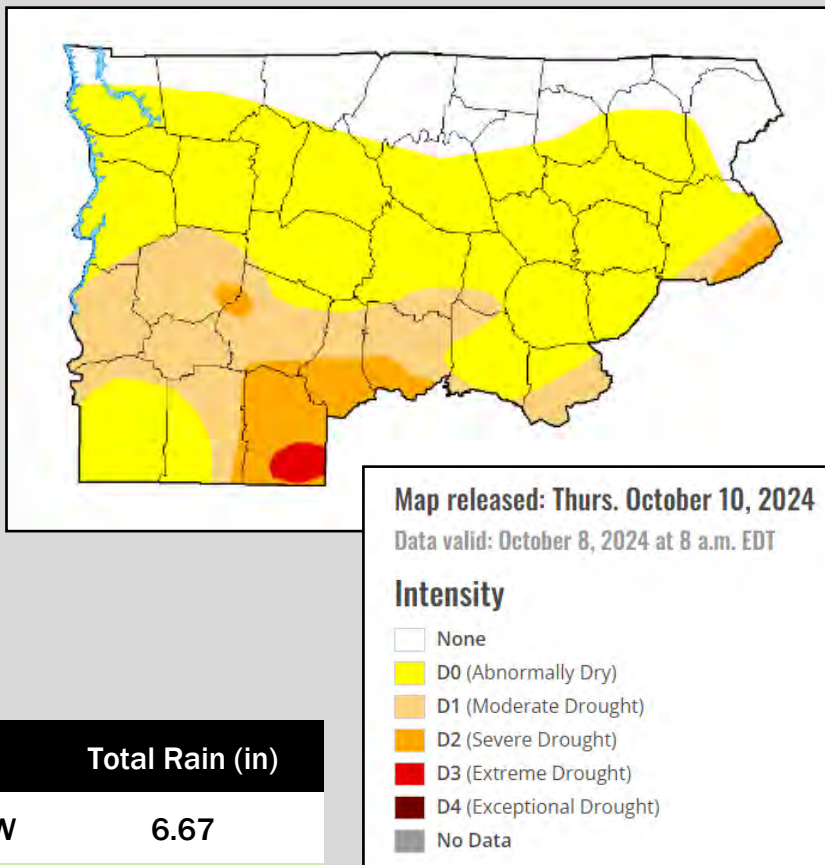
National Weather Service Nashville
500 Weather Station Road
Old Hickory, TN 37138

FOLLOW US



Latest on Our Drought


Middle Tennessee was lucky while the remnants of Helene moved through the area with just receiving much needed rainfall and avoiding the catastrophic flooding that was occurring to our east. This rainfall put a big dent in our drought status. Bad news? We have fallen right back into a prolonged dry pattern which will likely mean that the progress we made will be lost soon without anymore beneficial rainfall.



Station Number	Station Name	Total Rain (in)
TN-MT-63	Clarksville 3.4 NNW	6.67
TN-DV-79	Mount Juliet 5.2 SSW	6.40
TN-WN-42	Mount Juliet 2.9 WSW	6.36
TN-MT-85	Clarksville 13.6 SSE	6.21
TN-MT-93	Clarksville 7.1 SE	6.21
TN-MT-95	Adams 7.9 SW	6.20
TN-MT-100	Adams 8.0 SW	6.19
TN-HT-5	Erin 5.4 ESE	6.14
TN-RB-46	Greenbrier 1.9 SE	5.94
TN-MT-39	Clarksville 11.6 SE	5.89

The top 10 CoCoRaHS reports from the remnants of Helene from September 26th through the 28th. Thank you to all of you for your reports!

National Weather Service Nashville
500 Weather Station Road
Old Hickory, TN 37138



Weather101 Returns!



NWS Nashville Presents

Weather101

If you haven't had the opportunity to take a Weather101 class yet, now is your chance! This FREE, interactive online class comes back on Monday, October 21 with many classes offered through early December. If you've ever wanted to learn more about a particular weather topic like flooding, severe thunderstorms, satellites, and more, now is your chance! Visit weather.gov/ohx/weather101 to check out the complete schedule and register for the classes that most interest you.



Happy Halloween!

With Halloween just around the corner, let's take a look at some weather records across Middle Tennessee.



	Nashville	Clarksville	Crossville
Warmest High Temperature	85°	85° (2016)	80° (1984)
Coldest High Temperature	41° (1993 & 1954)	51° (2023, 2014, & 2002)	35° (1993)
Warmest Low Temperature	69° (1882)	59° (2022, 2003, & 2000)	60° (2004, 1979, & 1974)
Coldest Low Temperature	27°	29° (2019)	19° (1954)
Most Rainfall	2.30" (1951)	2.44" (2013)	1.31" (1961)
Most Snow	0.4" (1993)	T (1954)	1.0" (1930)

I would love to recognize and highlight YOU in these newsletters! If you're interested, tell me about yourself via [this form](#).